

The following information is provided to assist you in preparing your yearly sales tax return.

For taxpayers who file Forms 01-114 and 01-115 to report sales by outlet, be sure to enter both the **old and new local rates**, including applicable city, county, SPD and MTA (up to 0.02000), to complete page 1 of the worksheet.

For taxpayers who file Form 01-116 to report sales by list supplement, be sure to refer to both the **old and new rates** on pages 2-3 to complete page 4 of the worksheet.

Worksheet for Completing the Sales and Use Tax Return Forms 01-114 and 01-115

For the period of Jan. 1, 2023 through Dec. 31, 2023

- **NOTE: Do not send this worksheet with your return. Keep this for your records.**
- **This worksheet is for taxpayers who report YEARLY and have experienced a local sales tax RATE CHANGE during the calendar year.**
- **Make additional copies of this form as necessary.**

General Information

Use the instructions on this worksheet to complete Items 5 and 7b on the return.
 Use the instructions for your Texas Sales and Use Tax Return, Form 01-922, for all remaining items.

- **Enter zero "0" in Item 3 on the return.**

	@ Old Local Rate	@ New Local Rate
1. Taxable sales (Whole dollars only)	1a. <u> .00 </u>	1b. <u> .00 </u>
2. Taxable purchases (Whole dollars only) ⁺	2a. <u> .00 </u>	2b. <u> .00 </u>
3. Total amounts subject to tax (Item 1 plus Item 2) ⁼	3a. <u> .00 </u>	3b. <u> .00 </u>
4. Local tax rate (Include city, county, SPD and MTA, up to 0.02000) ^X	4a. <u> </u>	4b. <u> </u>
5. Local tax due (Multiply Item 3 by Item 4) ⁼	5a. <u> </u>	5b. <u> </u>
6. Tax due (Item 5a plus Item 5b) (Enter this amount here and in Item 7b on your return.)		6. <u> </u>
7. Enter the local tax rate preprinted in Item 5 on your return		7. <u> </u>
8. Amount subject to local tax for 2023 (Divide Item 6 by Item 7) (Enter this amount here and in Item 5 on your return.)		8. <u> </u>

Sample 01-114 or 01-115

<p>1. TOTAL TEXAS SALES (Whole dollars only)..... ■</p> <p>2. TAXABLE SALES (Whole dollars only)..... ■</p> <p>3. TAXABLE PURCHASES (Whole dollars only)..... ■ 0</p> <p>4. Amount subject to state tax (Item 2 plus Item 3)..... ■</p> <p>5. Amount subject to local tax (Amount for city, transit, county and SPD must ■</p>	<p>6. Physical location (outlet) name and address (Do not use a P.O. box address.)</p> <p style="text-align: right;">Outlet no. ■</p> <hr/> <p>7. AMOUNT OF TAX DUE FOR THIS OUTLET (Dollars and cents) (Multiply "Amount subject to tax" by "TAX RATE" for state and local tax due)</p> <p style="text-align: center;">TAX RATES</p> <p>X = <input type="text"/> = <input type="text"/></p> <p> = <input type="text"/> = <input type="text"/></p>
---	--

7a. State tax (include in Item 8a)

7b. Local tax (include in Item 8b)

Worksheet Item 8
Worksheet Item 7
Worksheet Item 6

Local Tax Rates for Completing the Sales and Use Tax Return Forms 01-114 and 01-115

Use the following information to determine the correct tax rate for line 4 of the worksheet on Page 1.

The Following Cities Changed Their Tax Rates in 2023

2nd Quarter Rate Changes - City/County	01/01/23 to 03/31/23 - Old Local Rate	04/01/23 to Present - New Local Rate
Coffee City (Henderson Co)	0.01750	0.01500
Coupland (Williamson Co)	0.01250	0.02000
Farwell (Parmer Co)	0.01500	0.02000
Helotes (Bexar Co)	0.01750	0.02000
Poetry (Kaufman Co)	0.00000	0.01500
Poetry (Hunt Co)	0.00500	0.02000

3rd Quarter Rate Changes - City/County	01/01/23 to 06/30/23 - Old Local Rate	07/01/23 to Present - New Local Rate
Hawley (Jones Co)	0.01500	0.02000

4th Quarter Rate Changes - City/County	01/01/23 to 09/30/23 - Old Local Rate	10/01/23 to Present - New Local Rate
Bayside (Refugio Co)	0.01000	0.02000
Blanket (Brown Co)	0.02000	0.01000
Bonney (Brazoria Co)	0.00500	0.02000
Howardwick (Donley Co)	0.01250	0.01000
Kempner (Lampasas Co)	0.01750	0.02000
Parker (Collin Co)	0.01000	0.02000
Poth (Wilson Co)	0.01750	0.02000
Rio Hondo (Cameron Co)	0.02000	0.01750
Santa Rosa (Cameron Co)	0.02000	0.01750
Shiner (Lavaca Co)	0.01000	0.02000

The Following County Has Imposed Local Tax Rates in 2023

4th Quarter Rate Changes	01/01/23 to 09/30/23 - Old Local Rate	10/01/23 to Present - New Local Rate
Borden County	0.00000	0.01000

The Following Special Purpose Districts (SPDs) Imposed or Changed Local Tax Rates in 2023

If you are also subject to additional city, county or MTA taxes, be sure to include them in your local rate.

2nd Quarter Rate Changes - SPD	01/01/23 to 03/31/23 - Old Local Rate	04/01/23 to Present - New Local Rate
Hardin County Emergency Services District No. 1	0.00000	0.02000
SW Leon County Emergency Services District No. 2	0.00500	0.02000

3rd Quarter Rate Changes - SPD	01/01/23 to 06/30/23 - Old Local Rate	07/01/23 to Present - New Local Rate
NONE		

4th Quarter Rate Changes - SPD	01/01/23 to 09/30/23 - Old Local Rate	10/01/23 to Present - New Local Rate
Brazoria County Mangement District No. 1	0.00500	0.02000
Corral City Municipal Development	0.01750	0.02000
Cottle County Assistance District No. 1	0.00000	0.02000
East Waller County Management District	0.01000	0.02000
Fort Bend County Emergency Services District No. 8	0.01500	0.02000
Fort Bend County Emergency Services District No. 8-A	0.00000	0.02000
Kaufman County Emergency Services District No. 4	0.00000	0.01750
Kaufman County Emergency Services District No. 4 (Kemp Municipal Development District)	0.00250	0.02000
Kaufman County Emergency Services District No. 6	0.00000	0.02000
Kaufman County Emergency Services District No. 7	0.00000	0.02000
Limestone County Emergency Services District No. 1	0.00000	0.02000
Medina County Emergency Services District No. 2	0.00500	0.02000
Medina County Emergency Services District No. 4	0.00500	0.02000
Medina County Emergency Services District No. 4-A	0.01000	0.02000
Medina County Emergency Services District No. 5	0.00500	0.02000
Medina County Emergency Services District No. 5-A	0.01000	0.02000
Robertson County Emergency Services District	0.00000	0.02000
Smith County Emergency Services District No. 1	0.00500	0.02000
Tyler County Emergency Services District No. 4	0.00500	0.02000
Williamson County Emergency Services District No. 10	0.01250	0.02000
Williamson County Emergency Services District No. 10-A	0.00000	0.02000
Wise County Emergency Services District No. 2	0.00500	0.02000

Local Tax Rates for Completing the Sales and Use Tax Return Form 01-116

Use the following information to determine the correct tax rate for line 4 of the worksheet on Page 4.

The Following Cities Changed Their Tax Rates in 2023

2nd Quarter Rate Changes - City/County	Code	01/01/23 to 03/31/23 - Old City Rate	04/01/23 to Present - New City Rate
Coffee City (Henderson Co)	2107146	0.01750	0.01500
Coupland (Williamson Co)	2246120	0.01250	0.02000
Farwell (Parmer Co)	2185034	0.01500	0.02000
Helotes (Bexar Co)	2015227	0.01750	0.02000
Poetry (Kaufman & Hunt Co)	2116136	0.00000	0.01500

3rd Quarter Rate Changes - City/County	Code	01/01/23 to 06/30/23 - Old City Rate	07/01/23 to Present - New City Rate
Hawley (Jones Co)	2127044	0.01500	0.02000

4th Quarter Rate Changes - City/County	Code	01/01/23 to 09/30/23 - Old City Rate	10/01/23 to Present - New City Rate
Bayside (Refugio Co)	2196031	0.01000	0.02000
Blanket (Brown Co)	2025047	0.02000	0.01000
Bonney (Brazoria Co)	2020266	0.00000	0.01500
Howardwick (Donley Co)	2065039	0.01250	0.01000
Kempner (Lampasas Co)	2141037	0.01250	0.01500
Parker (Collin Co)	2043223	0.01000	0.02000
Poth (Wilson Co)	2247049	0.01750	0.02000
Rio Hondo (Cameron Co)	2031067	0.01750	0.01500
Santa Rosa (Cameron Co)	2031030	0.02000	0.01750
Shiner (Lavaca Co)	2143044	0.01000	0.02000
Sweeny (Brazoria Co)	2020122	0.01500	0.01375

The Following County Has Imposed Local Tax Rates in 2023

4th Quarter Rate Changes	Code	01/01/23 to 09/30/23 - Old County Rate	10/01/23 to Present - New County Rate
Borden County	4017001	0.00000	0.01000

The Following Special Purpose Districts (SPDs) Imposed or Changed Local Tax Rates in 2023

2nd Quarter Rate Changes - SPD	Code	01/01/23 to 03/31/23 - Old SPD Rate	04/01/23 to Present - New SPD Rate
Hardin County Emergency Services District No. 1	5100544	0.00000	0.02000
SW Leon County Emergency Services District No. 2	5145015	0.00000	0.01500

3rd Quarter Rate Changes - SPD	Code	01/01/23 to 06/30/23 - Old SPD Rate	07/01/23 to Present - New SPD Rate
NONE			

4th Quarter Rate Changes - SPD	Code	01/01/23 to 09/30/23 - Old SPD Rate	10/01/23 to Present - New SPD Rate
Brazoria County Mangement District No. 1	5020532	0.00000	0.01500
Corral City Municipal Development District	5061612	0.00250	0.00500
Cottle County Assistance District No. 1	5051516	0.00000	0.02000
East Waller County Management District	5237522	0.00000	0.01000
Fort Bend County Emergency Services District No. 8	5079747	0.00000	0.00500
Fort Bend County Emergency Services District No. 8-A	5079756	0.00000	0.02000
Kaufman County Emergency Services District No. 4	5129569	0.00000	0.01750
Kaufman County Emergency Services District No. 6	5129550	0.00000	0.02000
Kaufman County Emergency Services District No. 7	5129578	0.00000	0.02000
Limestone County Emergency Services District No. 1	5147512	0.00000	0.02000
Medina County Emergency Services District No. 2	5163539	0.00000	0.01250
Medina County Emergency Services District No. 4	5163548	0.00000	0.00250
Medina County Emergency Services District No. 4-A	5163566	0.00000	0.00125
Medina County Emergency Services District No. 5	5163557	0.00000	0.01250
Medina County Emergency Services District No. 5-A	5163575	0.00000	0.00875
Robertson County Emergency Services District	5198501	0.00000	0.02000
Smith County Emergency Services District No. 1	5212530	0.00000	0.01500
Sweeny Crime Control and Prevention District	5020541	0.00000	0.00125
Tyler County Emergency Services District No. 4	5229522	0.00000	0.01500
Williamson County Emergency Services District No. 10	5246610	0.00000	0.00750
Williamson County Emergency Services District No. 10-A	5246629	0.00000	0.02000
Wise County Emergency Services District No. 2	5249528	0.00000	0.01500

Worksheet for Completing the Sales and Use Tax Return Form 01-116

For the period of Jan. 1, 2023 through Dec. 31, 2023

- **NOTE: Do not send this worksheet with your return. Keep this for your records.**
- **This worksheet is for taxpayers who report YEARLY and have experienced a local sales tax RATE CHANGE during the calendar year.**
- **Make additional copies of this form as necessary.**

For taxpayers who file Form 01-116 to report sales by list supplement, be sure to refer to both the **old and new City and/or SPD rate** on pages 2-3 to complete this page of the worksheet.


General Information

Use the instructions on this worksheet to complete Items 5 and 7b on the return.
 Use the instructions for your Texas Sales and Use Tax Return, Form 01-922, for all remaining items.

	@ Old Local Rate	@ New Local Rate
1. Taxable sales (<i>Whole dollars only</i>)	1a. _____ .00	1b. _____ .00
2. Taxable purchases (<i>Whole dollars only</i>) +	2a. _____ .00	2b. _____ .00
3. Total amounts subject to tax (<i>Item 1 plus Item 2</i>) =	3a. _____ .00	3b. _____ .00
4. Tax rate (<i>See attached pages</i>) x	4a. _____	4b. _____
5. Tax due (<i>Multiply Item 3 by Item 4</i>) =	5a. _____ .	5b. _____ .
6. Total Tax Due (<i>Item 5a plus Item 5b</i>) (Enter this amount here and in Column 5 on form 01-116 on your return)		6. _____ .
7. Enter the tax rate preprinted in Column 4 on Form 01-116		7. _____
8. Amount subject to tax for 2023 (<i>Divide Item 6 by Item 7</i>) (Enter this amount here and in Column 3 on Form 01-116)		8. _____ .

Sample 01-116

g. Due date



• PRINT YOUR NUMERALS LIKE THIS

0 1 2 3 4 5 6 7 8 9


1. CITY/TRANSIT/COUNTY /SPD NAME


2. CITY/TRANSIT/ COUNTY/SPD NO.


3. AMOUNT SUBJECT TO TAX (*Whole dollars only*)

4. TAX RATE

5. AMT. LOCAL TAX DUE (*Multiply Item 3 by Item 4*)


Worksheet Item 8


Worksheet Item 7


Worksheet Item 6